



Here are the home learning activities for the Year 3 children, this half term. Your child should choose to complete one of these activities each week. **Please send in completed work every Tuesday.** You may wish to include photographs of larger pieces of work and practical activities.

Compulsory weekly home learning

Choose 1 activity from the activities below to complete each week.
These are all linked to current or prior learning in order to further consolidate understanding.

Please complete each activity on the sheet provided, or in your home learning book.

To help promote PE at home please use this [Active Families](#) link, or search GetSet4PE online with your child. This area is open for all to enjoy. Please choose 1 of the activities to complete at home.

If your child attends daily phonics lessons – practise reading red words and learning speed sounds using the QR codes sent home previously.

Daily home learning

- Daily reading and sharing books. Please record this in your reading record.
- Spelling Shed online.
- Times Tables Rock Stars online- Multiplication tables (revise 2, 3, 4, 5, 8 and 10 times tables).

Additional optional activities:

Science

Design a garden that is friendly to pollinators and attracts them to your garden. Think carefully about the plants you choose to include, as well as how the layout and other features of your garden will help pollinators, other wildlife and you and your family. Draw a picture of your garden or a plan of what you would include in your garden, looking down on it from above. Describe the plants and other items you have chosen for your garden. Explain why you chose these.

Parent/carers signature: _____

Art



Using paper plates, paper, tissues, paint and felt tips, can you create a model of a water lily based on Claude Monet's painting of the water lilies.

Use the example picture as a guide.

Parent/carers signature: _____

French



The very hungry caterpillar / La chenille qui fait des trous:

Design your own story board showing and labelling what the hungry caterpillar eats each day of the week - Remember to use some of the names for vegetables that you already know!

For example: Lundi, un concombre, Mardi deux pommes etc...

Parent/carers signature: _____

Free Choice Activity

Choose to do a task that is related to something that you have been learning about in school.

Write a short description or draw a picture of what you did and why.

Parent /carers signature: _____



Guided Reading

This term in **reading**, we have been learning about different reading strategies such as **inferencing** and **retrieving** to answer questions based on a text. Using such knowledge, can you apply taught strategies to answer questions?

LO: to use a variety of reading strategies to answer questions on a text

- ☐ Read the text and questions carefully
- ☐ Skim and scan the text, looking for key words
- ☐ Apply the relevant reading strategy
- ☐ Check you have answered the question fully

Humpty Dumpty

My head hurts. It hurts a lot. I suppose I should count myself lucky to be alive. I very nearly wasn't. I'm equally lucky that the King's men were there and that they'd forgiven me for my antics.

It all started yesterday morning. As usual, I was sat on the palace wall eating my breakfast. You're not supposed to, but I always figure I'll be fine. Anyway, the guards wandered over in their fancy uniforms and told me to get down.

Needless to say, I refused. After all, my taxes pay for the palace! Anyway, they became more and more annoyed at my cheek. I guess I should have climbed down. Instead, I just jumped around. I blew raspberries and stuck my tongue out at them. I acted the fool.

It didn't take long for my behaviour to catch up with me. One stumble, and the next thing I know, I'm heading ground-wards, face first.

Next, I'm waking up here in the hospital. I'm told that they put me back together again. I can safely say they did an eggcellent job!

Answer the following questions with a full sentence:

Q1: Which phrase tells you that Humpty Dumpty knew he had acted silly?

Q2: What did he hit the ground with first?

Q3: What was Humpty doing just before he fell?

Remember to read for at least ten minutes every day and record the books you have read in your Reading Journal. You can also make a record of new and exciting words you read in there!

English

Activity 1:

Complete the SPAG mat below.


a

Match each word class label to the correct word in the sentence.

The class helpfully searched for Lorna's lost sock but they couldn't find it

adverb apostrophe word used for contraction

co-ordinating conjunction apostrophe word used for possession



b

Add the prefixes sub- or super- to these root words:

_____ star


_____ way

c

Circle the correct homophone word to fit in the sentence:

Elijah couldn't believe how tall his sunflower had ____ in just one week.


groan / grown



d

Mr Whoops has accidentally jumbled up a subordinating conjunction. Can you help him to unjumble it?


ftare _____



d

Look at the picture. Can you fill in the missing verb to create a past tense sentence?


Ben and Connor _____ in their dodgem cars.



f

Can you up-level this sentence by adding an expanded noun phrase?

Maddy had baked her dad a cake.



Activity 2:

Tell Me a Story

Use the picture to help you to tell a story. You could use some of the key words to help.



Key Words

window

search

mysterious

escape

adventure

strange

brave

climb

discover

world

hunt

enter

Maths

Activity 1:

a.					b.					c.					d.				
	5	8	1			6	7	2			7	6	0			9	0	2	
+	2	3	8		-	3	3	9		-	3	2	5		+	3	7	8	
e.					f.					g.					h.				
	6	0	9			3	2	6			4	8	7			5	6	9	
-	5	2	6		+	4	1	9		+	1	3	3		+	6	5	0	
i.					j.					k.					l.				
	7	1	3			3	1	7			6	2	8			9	0	0	
-	2	8	6		-	2	5	8		+	7	9	4		-	2	7	8	

Challenge: Complete the following calculations:

m.			
		7	2
+	4		9
	0	2	

n.			
	8	7	
-		9	7
	5		3

o.			
	9		5
+	7	4	
1		5	3

Activity 2:

Section 1

Carrie is three. Her sister is double her age. How old is her sister?

Section 2

Calculate:

$200 \div 4 = \square$

$60 \div 2 = \square$

$100 \div 5 = \square$

Section 3

There are 20 books in one pile. If there are eight piles of books, how many books are there altogether?



Write a number statement.

Section 4

Use the column method to work out:

$$\begin{array}{r} 35 \\ + 23 \\ \hline \end{array}$$

Section 5

I think of a number.

I double it.

The answer is 14.

What number was I thinking of?

Section 6

$39 + \square = 48$

$22 + \square = 30$

Section 7

Draw a diagram to show a shape that is half shaded.

Section 8

Find $\frac{1}{2}$ of 18.



Spellings/Handwriting

Fill the line with each word.

good

again

I'll

boy

soon

want

cat

round

animals

night