





Year 3 – Home Learning Grid Summer 1

Choose one home learning activity each week. You can choose which one to do and in which order you do them.
Parents please sign and date when your child has completed a task. This is in addition to reading at least three times per week and regularly practising your times tables and spellings.

<p><u>History wb 19.04.17</u> The children will be studying daily life in Ancient Rome, the creation of the Roman Empire and its impact on Britain. Research a prominent Roman figure e.g. Julius Caesar 55-54 BC or Boudicca. (One useful website: http://www.thefamouspeople.com/roman_empire.php) Write an entry for a non-fiction book about that person. Include a drawing of them.</p>  <p>Parent/Carer signature.....</p>	<p><u>RE wb 01.15.17</u> This half term we are looking at Christian places of worship, iconic objects and symbols and their significance to the Christian faith.</p>  <p>Find out, draw or download images of Christian ceremonies e.g. weddings, funerals, christenings. Identify and explain the significance of the people and objects involved.</p> <p>Parent/Carer signature.....</p>	<p><u>Science wb 01.05.17</u> Investigate light and shadow by making a shadow puppet theatre. You can just use a torch, the wall of a dark room, and cut out characters. Take pictures or video to share with the class!</p>  <p><u>Extension - Literacy</u> Write a script to go with your play.</p> <p>Parent/Carer signature.....</p>
<p><u>French wb 30.04.17</u> In French, describe and draw yourself, or a member of your family, including hair and eye colour. e.g: J'ai les cheveux blonds (I have blond hair), ma mère a les yeux bleus (my mother has blue eyes) etc...</p> <p>Remember the adjective agreement!</p> <p>Parent/Carer signature.....</p>	<p><u>Art wb 24.04.17</u> Look into different Celtic designs, create a piece of art of your choice (shield, pot, painting, tile etc.) using the main features of the Celtic style.</p> <p><u>Extension</u> Think about your colour choice and explain why you have used those particular colours.</p> <p>Parent/Carer signature.....</p>	<p><u>History wb 24.04.17</u> Research a Roman Recipe – look here for some ideas! http://timetravellerkids.co.uk/news/make-some-roman-honey-pastries/ Write about your chosen recipe – use your work from last half term to re-write the recipe.</p> <p>Why not have a go at making it?</p> <p>Parent/Carer signature.....</p>
<p><u>Literacy wb 08.05.17</u> Design a machine to help tidy your bedroom. Write an explanation text to show how it works. Remember to include: Conjunctions Fronted adverbials Technical language</p> <p><u>Extension – DT</u> Have a go at making your machine!</p> <p>Parent/Carer signature.....</p>	<p><u>Maths</u> Chico's cards are all different. There is a number from 1 to 8 on each card. Chico has chosen four cards that add up to 20. What are they? There are seven different possibilities. Find them all.</p>  <p><u>Extension</u> What if Chico has three cards that add up to 16?</p> <p>Parent/Carer signature.....</p>	<p><u>Free Choice</u> Choose to do a task that is related to something that you have been learning about in school. Write a short description or draw a picture of what you did and why. You can choose this option more than once!</p> <p>Parent/Carer signature.....</p> <p>Parent/Carer signature.....</p> <p>Parent/Carer signature.....</p>