




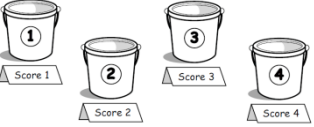


## Year 3 – Home Learning Grid Spring 1

Choose one home learning activity each week. You can choose which one to do and in which order you do them.

Parents please sign and date when your child has completed a task. This is in addition to reading at least three times per week and regularly practising your times tables and spellings.

<p><b><u>Geography w/c 15.01.18</u></b> Think about how your local area could be improved... You could:</p> <ul style="list-style-type: none"> <li>• Ask adults for their opinion</li> <li>• Take photographs</li> <li>• Sketch or draw your suggestions</li> <li>• Add labels and descriptions as to why your idea would help the local area.</li> </ul>  <p><b>Parent/Carer signature</b>.....</p>	<p><b><u>Art/Topic w/c 15.01.18</u></b> Using the sketching techniques you learnt last term create a detailed drawing of a British city scape.</p>  <p><u>Extension:</u> Label the key landmarks drawn</p> <p><b>Parent/Carer signature</b>.....</p>	<p><b><u>Science w/c 08.01.18</u></b> This term we are looking at moving and growing. Make a skeleton puppet or model and label all the key bones in its body.</p>  <p><u>Extension</u> Explain the purpose of the spine and the ribcage. Why are they important?</p> <p><b>Parent/Carer signature</b>.....</p>
<p><b><u>Literacy w/c 08.01.18</u></b> This term we want to see you get creative and do some amazing writing! Radio 2 are having their annual 500 words competition. It's very simple. Entrants write an original short story on any subject or theme in 500 Words or fewer, which can then be submitted online at school with the help of a teacher. Entries close on Thursday 22 February 2018 so need to be brought in before half term. For more information see the website: <a href="http://www.bbc.co.uk/programmes/p00rfvk1">http://www.bbc.co.uk/programmes/p00rfvk1</a> Happy Writing!</p> <p><b>Parent/Carer signature</b>.....</p>	<p><b><u>RE w/c 15.01.18</u></b> This half term we are looking at Christian places of worship, iconic objects and symbols and their significance to the Christian faith.</p>  <p>Find out about, draw or download images of Christian ceremonies e.g. weddings, funerals, christenings. Identify and explain the significance of the people and objects involved.</p> <p><b>Parent/Carer signature</b>.....</p>	<p><b><u>French w/c 22.01.18</u></b> This term in French we will be learning words for colours. Draw a rainbow and label the colours in French.</p>  <p><u>Extension:</u> Add more colours by "mixing" them... For example: rouge + blanc = rose, bleu + jaune= vert</p> <p><b>Parent/Carer signature</b>.....</p>
<p><b><u>Maths (ongoing)</u></b> Dan threw 3 bean bags. Each bag went in a bucket. More than one bean bag can go in a bucket...</p> <ol style="list-style-type: none"> <li>1. What is the highest score he can get?</li> <li>2. Find at least three ways to score 6</li> <li>3. Find at least three ways to score 9</li> <li>4. What other scores could he get?</li> </ol>  <p><b>Parent/Carer signature</b>.....</p>	<p><b><u>Maths w/c 15.01.18</u></b> This term we will be learning how to subtract 3 digit numbers using column subtraction. Before choosing this option please wait until it has been covered in class to ensure consistency. See example →</p> <div style="border: 1px solid black; padding: 5px; width: fit-content; margin: 0 auto;"> <math display="block">\begin{array}{r} 61 \\ 674 - \\ \underline{156} \\ 518 \end{array}</math> </div> <p>Practise this method: 684-212    563-227    452-129    734-261</p> <p><u>Extension:</u> Write a set of instructions to explain how to use this method.</p> <p><b>Parent/Carer signature</b>.....</p>	<p><b><u>Free Choice</u></b> Choose to do a task that is related to something that you have been learning about in school. Write a short description or draw a picture of what you did and why.</p> <p>You can choose this option more than once!</p> <p><b>Parent/Carer signature</b>.....</p> <p><b>Parent/Carer signature</b>.....</p> <p><b>Parent/Carer signature</b>.....</p>