

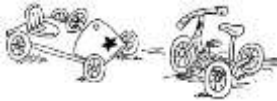



Year 3 – Home Learning Grid 2017

Autumn 1

Your child needs to choose one home learning activity each week in any order they wish to. Parents, please sign and date when your child has completed a task. This is in addition to your child reading at least three times per week and regularly practising their times tables and spellings.

<p style="text-align: center;">Science (wb 25.09.17)</p> <p>Think about the different types of rock in the environment and in our gardens; try to locate different types, draw and then describe them.</p> <div style="display: flex; justify-content: space-between; align-items: flex-start;"> <div style="width: 60%;"> <p><u>Extension</u> Are the rocks igneous, sedimentary or metamorphic. How do you know?</p> </div> <div style="width: 35%; text-align: center;">  </div> </div> <p>Parent/Carer signature.....</p>	<p style="text-align: center;">Art/Topic (ongoing)</p> <p>Research and draw a Stone Age cave or dwelling which can be as small or as big as you wish.</p> <div style="display: flex; justify-content: space-between; align-items: flex-start;"> <div style="width: 60%;"> <p><u>Extension</u> Bring your Stone Age drawing to life by creating a real-life model of it. You may want to do this with a partner.</p> </div> <div style="width: 35%; text-align: center;">  </div> </div> <p>Parent/Carer signature.....</p>	<p style="text-align: center;">French (wb 02.10.17)</p> <p>Look for pictures of famous families, such as the Royal Family. You may want to use the Search Engine 'Kiddle' or find pictures in magazines/newspapers.</p> <p>Stick them in your book and label the members of the family in French.</p> <p>Parent/Carer signature.....</p>
<p style="text-align: center;">Mathematics (ongoing problem solving)</p> <p>The toy shop stocks tricycles and go karts. The tricycles have 3 wheels, and the go karts have 5 wheels. Sue counted that there were 37 wheels altogether. How many tricycles are there? How many go karts are there?</p> <div style="display: flex; justify-content: space-between; align-items: flex-start;"> <div style="width: 60%;"> <p><u>Extension</u> Find 2 ways to solve this problem.</p> </div> <div style="width: 35%; text-align: center;">  </div> </div> <p>Parent/Carer signature.....</p>	<p style="text-align: center;">Writing (wb 18.09.17)</p> <p>Create 5 silly sentences that include all the ingredients needed to make a good sentence! (<i>noun, verb, adverb, adjective</i>)</p> <div style="display: flex; justify-content: space-between; align-items: flex-start;"> <div style="width: 60%;"> <p><u>Extension</u> Use a conjunction to extend your sentence. Did you use a subordinating or a coordinating conjunction?</p> </div> </div> <p>Parent/Carer signature.....</p>	<p style="text-align: center;">Art (wb 02.10.17)</p> <p>Research the artist Picasso. Who was he? Where did he live? What did he draw?</p> <p>Use the Search Engine 'Kiddle' to find the site 'Pablo Picasso Biography for kids' or other websites shown.</p> <div style="display: flex; justify-content: space-between; align-items: flex-start;"> <div style="width: 60%;"> <p><u>Extension</u> Recreate one of his pictures</p> </div> <div style="width: 35%; text-align: center;">  </div> </div> <p>Parent/Carer signature.....</p>
<p style="text-align: center;">Mathematics (wb 09.10.17)</p> <p>Recap adding using the expanded column method – you can generate numbers using a dice! Add the ones number first and then the tens numbers. Remember to use your place value columns.</p> <div style="display: flex; justify-content: space-between; align-items: flex-start;"> <div style="width: 60%;"> <p><u>Extension</u> Try to add numbers with hundreds numbers together.</p> </div> <div style="width: 35%; border: 1px solid black; padding: 5px; text-align: center;"> <p>E.g. T 1s 5 6 + 2 8 — 2 8 1 4 (6+8) 7 0 (50 + 20) 8 4</p> </div> </div> <p>Parent/Carer signature.....</p>	<p style="text-align: center;">PE: Gymnastics (wb 25.09.17)</p> <p>Make a sequence of at least 4 different balances to create a gymnastics routine. Consider...</p> <ul style="list-style-type: none"> • Points balances • Patch balances • How you travel between balances <p>REMEMBER: do not attempt head stands or other upside down movements without adult supervision.</p> <p>Parent/Carer signature.....</p>	<p style="text-align: center;">Free Choice</p> <p>Choose to do a task that is related to something that you have been learning about in school. Write a short description about what you did. You may want to draw a picture or a take some photos.</p> <p>You can choose this option up to three times.</p> <p>Parent/Carer signature.....</p> <p>Parent/Carer signature.....</p> <p>Parent/Carer signature.....</p>

