







Year 1 - Home Learning Grid

Autumn 1 - Wonderful Me

Choose one home learning activity each week. You can choose which one to

do and in which order you do them. Parents/Carers please sign and date when your child has completed each task.

On going activities:
 * continue to practise your cursive handwriting.
 * Reading, writing and ordering numbers to 20.

 <p>Research your Family Tree. Speak to the people that you live with to learn about your family history. Create a family tree with the oldest members of your family that you know of at the top and you at the bottom.</p> <p>Parent/Carer signature</p>	<p>Free choice: Do a home learning task on a subject or topic of personal interest. You can record it with photographs or drawings.</p>  <p>Challenge: Write about it in your book. Parent/Carer signature</p>	<p>Become an artist. Create a portrait of a member of your family. You could do this in paint, collage, pencil or any other medium of your choice.</p>  <p>Challenge: Colour within the lines. Parent/Carer signature</p>
<p>Phonics. Look around your house and find names of objects with these sounds in them, then draw and name them. p, f, l, z, ck</p> <p>Challenge :You might also like to try these: ng, sh, ai, ch, th</p> <p>Parent/Carer signature</p>	<p>Practise writing your numbers 0-20. Check all your numbers are the right way round. Make your own number cards, Write the number and the draw the amount. Try to order them, read them, count out objects onto them etc.</p>  <p>Challenge: Use your cards to find different ways of making 5 or 9. Parent/Carer signature</p>	<p>Count out 10 objects (pasta shapes, conkers, buttons are ideal). Then see how many different ways you can make 10 using two numbers. You could record by drawing your groups of objects or by photographing your findings.</p> <p>Challenge: Now record your answers by writing them down like this: 7+3=10, Parent/Carer signature</p>
<p>In PE we will be learning how to balance on large and small parts of our body. Make a sequence of shapes and balances and teach someone in your family how to do it.</p>  <p>Challenge: Now put on a show for people at home. Parent/Carer signature</p>	<p>Practise writing your letters using cursive script. Make sure you are:</p> <ul style="list-style-type: none"> *Holding your pencil properly *Starting each letter on the line *Writing your letters the right way around <p>Challenge: When do you use capital letters? Practise writing your capital letters. Parent/Carer signature</p>	<p>During this half term we will be learning about our senses. Draw something you can taste, see, hear, touch or smell. Label your drawings.</p>  <p>Challenge: Write a sentence to explain your drawing e.g. I can smell flowers with my nose. Parent/Carer signature</p>