



Home Learning Grid: Reception Spring 2018

Here is an outline of the home learning activities for the Reception classes this half term. Your child can choose to complete one of these activities each week. Please sign the grid to show that your child has done an activity and send in the Learning Grid every Tuesday with any form of recording your child has done (e.g. photo, picture, 'writing', children's quotes, or creations).



Choose one of these activities to complete each week.

Vehicle Design

Design your own vehicle. Think about how it moves. Does it fly, float, drive?



Ext: Can you make a model of your vehicle?

Parent signature and comment:

Food Glorious Food

Design a healthy meal on a paper plate. Draw or cut out pictures of the foods you would include in your meal.




Extension – Design a meal which is unhealthy. Write down why this meal is unhealthy.

Parent signature and comment:

Vehicle Detectives

What can you find out about vehicles from the past? How did people travel before cars were invented?




Extension – Make a poster which shows what you have found out.

Parent signature and comment:

Number formation

Practise writing your numbers trying hard to form them correctly. Focus on the tricky teen numbers from 11-19.



Extension – can you write numbers up to 100?

Parent signature and comment:

Height

At home find at least 3 objects/ toys and put them into weight order. Starting from lightest to heaviest.

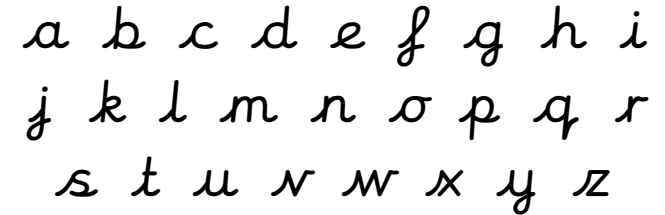


Extension- Write labels for your objects. (light/er/est, medium, heavy/ier/iest)

Parent signature and comment:

Handwriting

Practise the cursive letters in your name. Have a go at writing the whole cursive alphabet. Set yourself a target of 3 tricky letters that you are going to practise over the next few weeks.



Parent signature and comment:

Story Time

Pick your favourite character from story. Draw them and label your work, telling me all about the character. Are they a good or bad character? What do they look like? How do they act? How are they feeling?



Extension – Write a sentence about your character using a capital letter and full stop.

Parent signature and comment:

Weekend News

Draw a picture about something you do at the weekend. Write a sentence starting with 'I went ...'

Remember to put a full stop at the end.



Extension- Who did you go with and how did you get there?

Parent signature and comment:

Free Choice Activity

Tell us about any activity that your child loves to do.



Parent signature and comment:

Weekly Home Learning:

Phonics

Using your child's sound book, practise any new sounds for the week as well as recapping previously learned sounds. When your child can recognise them confidently get them to write them when you say the sound.

Ext: Focus on a particular sound and create a word list for that sound.




Please hand in every **Wednesday!**

Reading books

Please try to read your child's reading book with them twice a week. Don't forget to write a comment in the reading record so that we can make sure new reading books are given out frequently.

Ext: If your child particularly enjoys a book, have a go at completing a simple book review with them. There are some at the back of their reading record.



Please hand reading books in **on Mondays or Thursdays!**

Teddy Words

Practise your child's teddy words. It is also beneficial to recap previous teddy words regularly.

Ext: Have a go at writing some of your teddy words.



Please hand in every **Wednesday!**